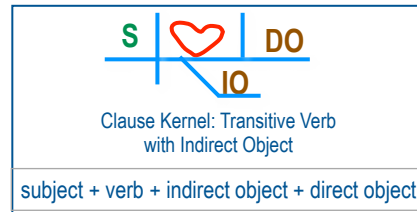


NAME _____

DATE _____



1. Write.

2. Proof.

After proofing the sentence you copied or wrote from dictation, use the checklist below to report any errors. Mark all that apply.

- ☐ **NO errors.** If you check this choice, #2. Proof" is completed.
- ☐ **Error(s).** If you check this choice, continue to complete the checklist below.
- ☐ **C. Capitalization error.** Check the type of error(s).
- ☐ first word of sentence ☐ proper noun ☐ pronoun "I" ☐ acronym ☐ title
- ☐ other _____
- ☐ **U. Word usage error.** Check the type of error(s).
- ☐ verb form ☐ plural/possessive ☐ homophone ☐ omitted ☐ added ☐ wrong word
- ☐ other _____
- ☐ **P. Punctuation error.** Check the type of error(s).
- ☐ end of sentence ☐ comma ☐ quotation marks ☐ semicolon ☐ colon
- ☐ other _____

On lines below, EXPLAIN why it is an error. Use your *GBC* notebook as needed.

- ☐ **S. Spelling error.** Correctly write any words you misspelled.

Sentence 11 Student Work Pages

Today's Sentence: The judges gave our team a high score.

3. Map.

Pin prepositional phrases, heart verbs, underline subjects, star connecting elements, draw a line between subject and predicate, put DO over the direct object, draw direct object line, put IO over the indirect object.

The judges gave our team a high score.

4. Diagram.

Place the words from today's sentence in the correct spaces. Use your sentence map above and the diagram frame below to help you place the words correctly.



5. Revise.

Use adjective and adverb questions to add details to today's sentence. Think about word choice, word order, adding details, and the use of the word *the*. Then rewrite today's sentence. Tip: You can modify with a word, a phrase, or a clause. (Resources: In this book, pp. 182-83, and *GBC* student notebook, pp. 65, 75)

Sentence 11 Student Work Pages

Today's Sentence: The judges gave our team a high score.

6. Imitate.

Compose your own sentence using the same grammatical structure and sentence elements as used in today's sentence. Today's sentence has 8 words.

7. Combine.

Combine sentence 2 (below) with today's sentence. Keep all the ideas and do not add any new ones. (Resources in this book p. 184, and *Sentence 101: Fragments & Run-ons* course notes)

Sentence 2: The debate team participated in a tournament last weekend.

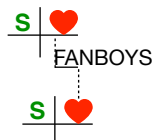
After writing your combined sentence, answer the following questions.

- Which sentence-combining process did you use most?
☐ Reduction ☐ Coordination ☐ Subordination
- Which pattern is your combined sentence? (Resource: In this book, page 185)
 (Tip: Determine by number of clause kernels and kind of connector.)

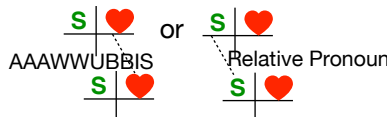
☐ Simple



☐ Compound



☐ Complex



☐ Other

Has 3 or more clause kernels

Sentence 11 Student Work Pages

Today's Sentence: The judges gave our team a high score.

8. Recast.

1. Recast today's sentence to create a question that perfectly pairs with today's sentence. Be careful with tense and use of pronouns.

2. Today's sentence is in the simple past tense. Recast it to the simple future tense. Make only necessary changes. (Resource: In this book, verb charts, p. 186)

3. Recast today's sentence by making the subject singular. Make any necessary changes. Be careful.
